

## Key to Symbols

Page references indicate where a commentary on the overall target and information on the performance measures can be found.

**G** : Above or on target **A** : <5% below target: **R** : >5% below target

<b>1. Enhance pupil attainment at KS3</b>	Page 3
1a: The percentage of pupils achieving level 5 or above in English	G
1b: The percentage of pupils achieving level 5 or above in Maths	G
1c: The percentage of pupils achieving level 5 or above in Science	G
1d: The percentage of pupils achieving level 5 or above in ICT	R
<b>2. Improve attendance at schools</b>	Page 6
2a: Percentage of half days missed due to unauthorised absence in primary schools maintained by the LEA	Reported annually at Q4
2b: Percentage of half days missed due to unauthorised absence in secondary schools maintained by the LEA	R
<b>3. Enhance the attainment of young people aged 17 in Hastings and St Leonards</b>	Page 8
3a: The percentage of 16 year olds in secondary schools within the Hastings and St Leonards Action Zone achieving at least one A-G at GCSE	Reported annually at Q4
<b>4. Increase the participation of drug users in treatment programmes</b>	Page 8
4a: The overall percentage increase in numbers starting treatment	Data currently unavailable
4b: Proportion of clients making a planned exit from the service	Data currently unavailable
<b>5. Promote the independence of older people</b>	Page 9
5a: Number of households receiving more than 10 contact hours and 6 or more visits per 1,000 population aged 65 and over (PAF C28)	G
5b: People aged 65 and over receiving community based services per 1,000 head of population aged 65 or over (PAF C32)	R
5c: The number of households receiving intensive home care during a survey week as a percentage of all adults in residential and nursing care and households receiving intensive home care (PAF B11)	G
<b>6. Adoption and permanence for children up to 11 years</b>	Page 11
6a: Number of looked after children aged 0-11 years in permanent family placements	Reported annually at Q4
<b>7. Improve the condition of local roads</b>	Page 11
7a: Condition of non-principal classified roads - percentage of network for which at least one of the UKPMS Condition Index thresholds specified in DfT guidance for the baseline year have been equalled or exceeded	Reported annually at Q4
7b: Condition of non-principal unclassified roads - percentage of network for which at least one of the UKPMS Condition Index thresholds specified in DfT guidance for the baseline year have been equalled or exceeded	Reported annually at Q4
<b>8. Reduce deaths and serious injuries through road accidents</b>	Page 12
8a: Number of people killed or seriously injured on the roads in East Sussex (excluding Brighton & Hove), as measured by STATS 19	Reported annually at Q4
<b>9. Cost effectiveness</b> – this target will be reported on separately	

<b>10. Reduce public place violent crime</b>	Page 13
10a: Number of violent crimes within a public place in East Sussex (excluding Brighton and Hove) recorded by Sussex Police	R
10b: Number of violent crimes in a public place in East Sussex of public entertainment premises open after 2300 hours, adjusted for occupant capacity	Reported at end of PSA
10c: Number of incidents recorded by the Sussex Ambulance Service in criteria based dispatch code 21 (CBD) 'assault/trauma' within a police defined hotspot area	Reported annually at Q4
10d: Number of incidents recorded by the Sussex Ambulance Service in criteria based dispatch code 21 (CBD) 'assault/trauma' within a police defined hotspot area divided by the maximum permitted occupancy of public entertainment premises open after 2300 hours	Reported at end of PSA
<b>11. Reduce numbers of repeat victims of domestic violence</b>	Page 14
11a: Number of domestic violence incidents reported to the Police where there was a power of arrest in which a power of arrest was made relating to the incident	Data currently unavailable
11b: Repeat incidents of domestic violence reported to the Police	Data currently unavailable
<b>12. Improve private rented housing in Hastings, Eastbourne and Rother</b>	Page 15
12a: The number of letting units / homes improved in houses of multiple occupation (HMO) through local authority action - by informal action and service of informal / statutory notices	R
<b>13. Improve the rural economy of East Sussex</b>	Page 16
13a: Number of users per annum of the strategic footpaths and rights of way	Data currently unavailable
13b: Percentage improvement on baseline for rateable value added to rating lists in the specified years due to loss of agricultural exemption after 31 March 2003 on existing property (including property subdivided)	G
13c: Proportion of rural East Sussex SMEs with significant e-commerce capability	G
13d: Number of employees of rural East Sussex SMEs accredited under the Quality Edge Programme (per annum)	Data currently unavailable

## 1. Enhance pupil attainment at KS3

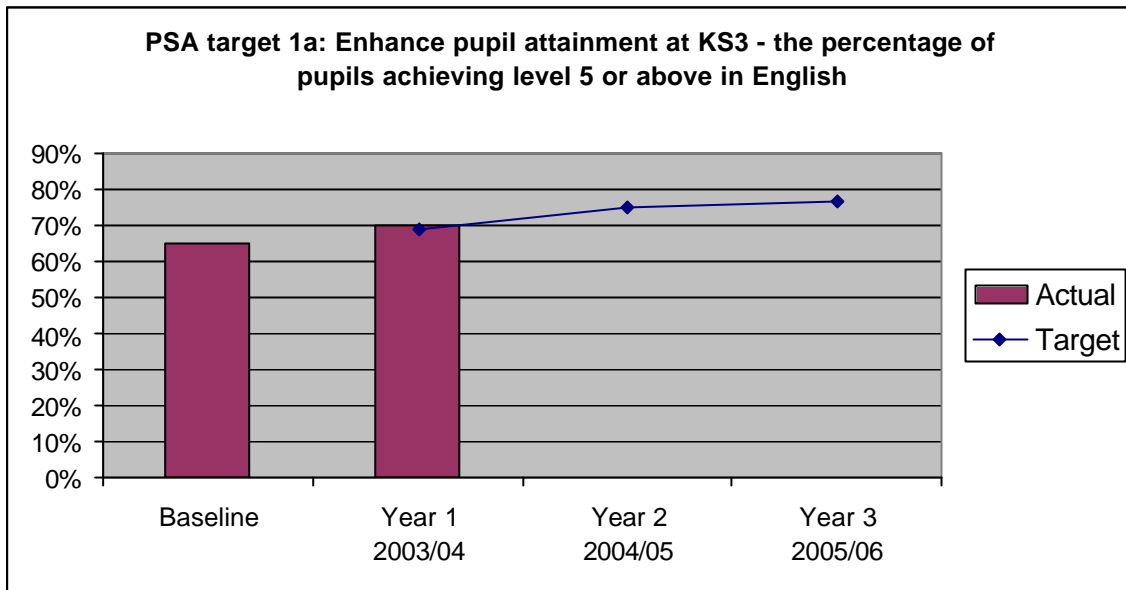
Comment on overarching target:

Overall progress is satisfactory. 10 target schools were identified and invited to enter into partnership, 9 have responded positively and their £10,000 pump priming lump sum has been distributed to them, a replacement for the 10th school is being sought. Literacy Tutors were appointed in many of the schools in the autumn term 2003, the remainder will be in post for the start of the spring term 2004; a training session for the literacy tutors took place on 11 December 2003.

In 2004, starting in the spring term, moving from implementation to monitoring and evaluating progress, already identified in the action plan. This will require a visit to each of the participating schools, confirming the roles, responsibilities and actions of the literacy tutor and increasingly as terms go by the impact of their work on the progress made by the targeted pupils.

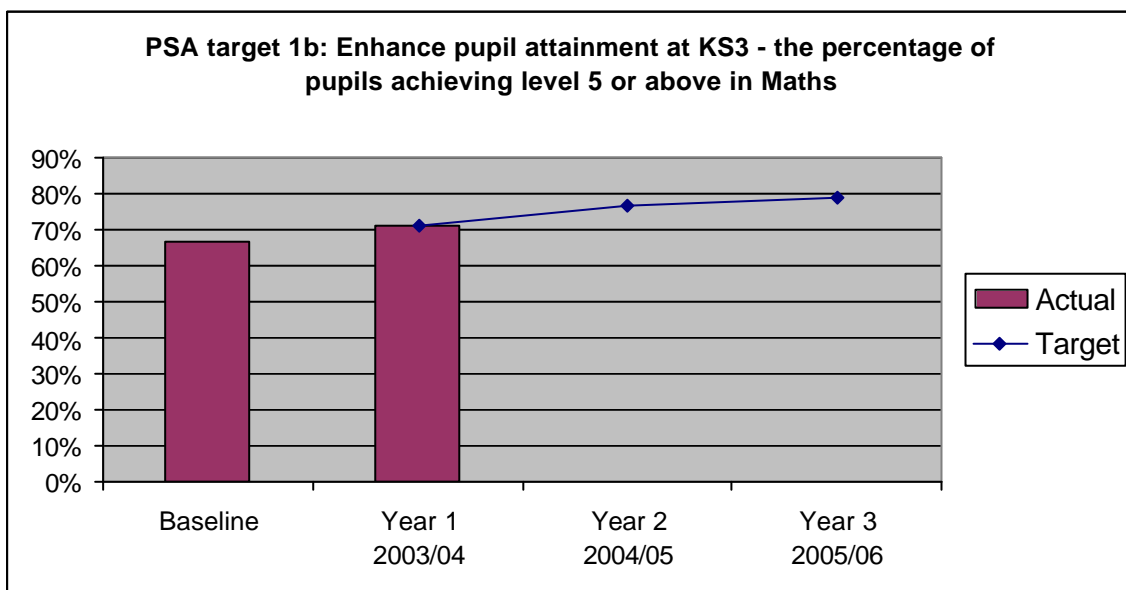
Notable successes: enthusiasm for engagement with this aspect of the PSA activity; William Parker Sports College invited by Specialist Schools' Trust to make a conference presentation on 'improving literacy for boys. This will include the work of the literacy tutor as a dimension of the good practice which has secured improvement.

1a: The percentage of pupils achieving level 5 or above in English	G
1b: The percentage of pupils achieving level 5 or above in Maths	G
1c: The percentage of pupils achieving level 5 or above in Science	G
1d: The percentage of pupils achieving level 5 or above in ICT	R



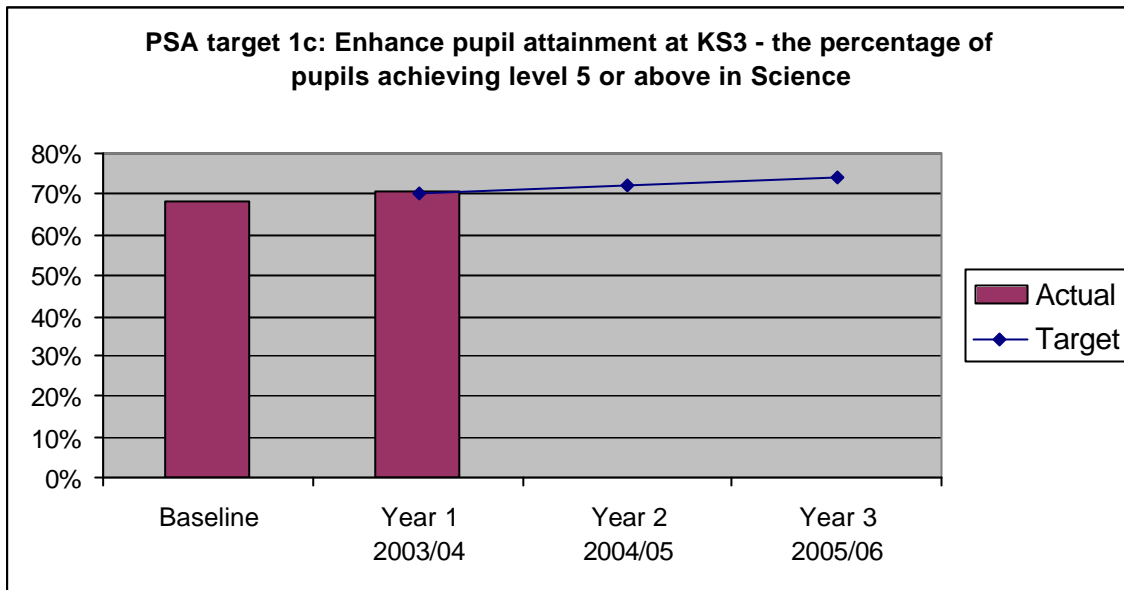
	Baseline	Year 1 2003/04	Year 2 2004/05	Year 3 2005/06
Target		69.0%	75.0%	77.0%
Actual	65.4%	70.0%		

Commentary: Target exceeded



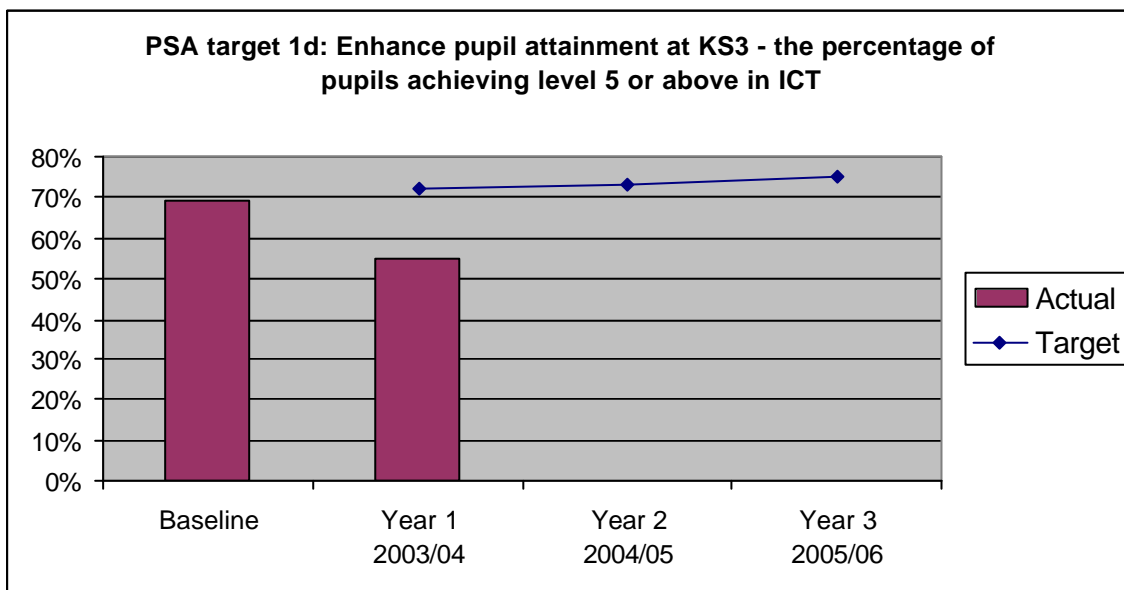
	Baseline	Year 1 2003/04	Year 2 2004/05	Year 3 2005/06
Target		71.0%	77.0%	79.0%
Actual	66.7%	71.1%		

Commentary: Target exceeded



	Baseline	Year 1 2003/04	Year 2 2004/05	Year 3 2005/06
Target		70.0%	72.0%	74.0%
Actual	68.2%	70.6%		

Commentary: Target exceeded



	Baseline	Year 1 2003/04	Year 2 2004/05	Year 3 2005/06
Target		72.0%	73.0%	75.0%
Actual	69.0%	55.0%		

Commentary: Significant progress has been made, improving levels of capability in some aspects of ICT through the KS3 Strategy. Many elements of the programme of study have not, however, been covered in schools. Following audit of teacher ICT achievement in the summer of 2003, 55% of pupils achieved L5+. This represents the first accurate assessment of pupils' ICT capability, providing a benchmark for future years' progress. External testing is expected in 2006. The Education Development Plan (EDP) target for summer 2004 is 76% at L5+.

## 2. Improve attendance at schools

Comment on overarching target:

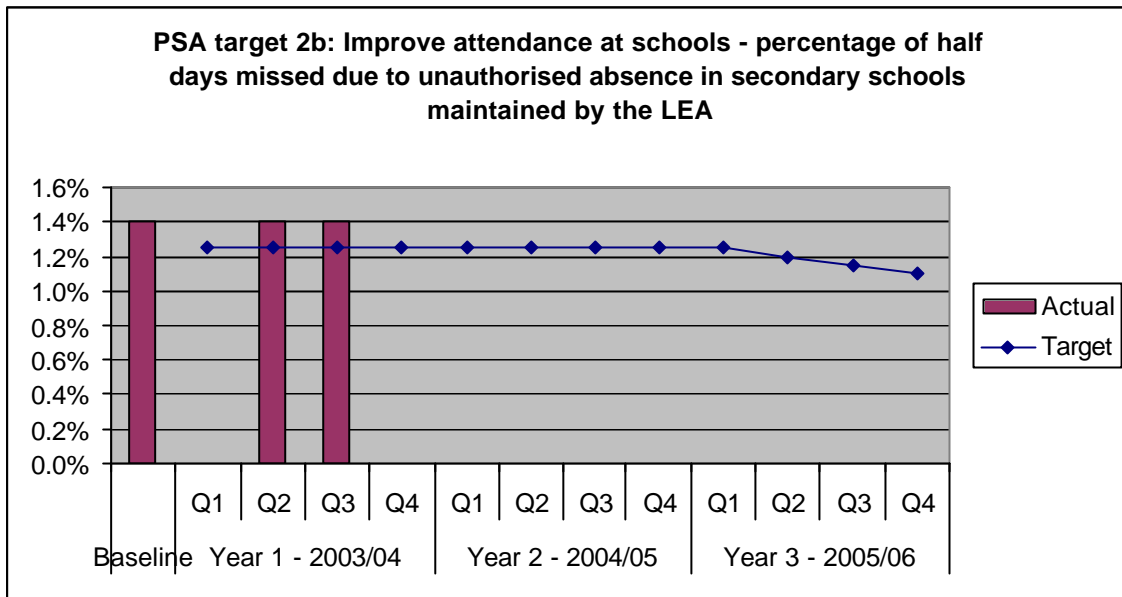
Pump priming funding has been used to provide a team of 3 experienced Education Welfare Officers who are working intensively with those schools which face the most challenging targets in reducing levels of unauthorised absence. The Service has also seconded a further officer to increase the capacity of the team. Specifically the targeted schools are those where the authorised and unauthorised absence levels are above the DfES threshold and for which therefore an intensive programme of actions to reduce absence has been implemented.

This intensive programme has been delivered to six secondary schools during the autumn term; a further five secondary schools and one primary school will be offered one term of intensive support during the Spring term, and similarly a further four schools during the summer term. The impact of this intervention programme will be evident as soon as the unauthorised and authorised absence rates from each school for the autumn term are available. These data are expected by the end of January 2004.

In partnership with school staff, Connexions and Youth Services, Social Services and Health colleagues, the intensive programme provided by the Attendance Support team addresses the key issues which impact on attendance and sets individual attendance targets for any pupil who does not have a valid reason for absence. The parents of pupils whose attendance does not significantly improve, and for whom there remains no valid reason for absence, are summonsed to appear in court as part of the DfES Fast track initiative.

Progress on reducing unauthorised absence levels in East Sussex is being keenly monitored and observed by colleagues at the Department for Education and Skills (DfES), who are also providing support to the Best Value Review of school attendance currently in progress in East Sussex. As part of that process an audit of key stakeholders involvement and understanding of school attendance issues has been undertaken, which included Police, Youth Offending team (YOT), Magistrates and Early Years Services in addition to those listed above. This audit, supported by the DfES, will inform the next phase of the Attendance Strategy. Meanwhile other initiatives to support the achievement of the PSA target are being progressed including the agreement by McDonalds restaurants to sponsor a School Attendance Award ceremony which we anticipate will be held in September 2004, raising awareness of school attendance through regular fact-sheets to parents and schools, and participation in the DfES Fast track prosecution system referred to earlier.

2a: Percentage of half days missed due to unauthorised absence in primary schools maintained by the LEA	Reported annually at Q4
2b: Percentage of half days missed due to unauthorised absence in secondary schools maintained by the LEA	R



	Baseline	Year 1 - 2003/04			
		Q1	Q2	Q3	Q4
Target		1.25%	1.25%	1.25%	1.25%
Actual	1.40%		1.40%	1.40%	

Commentary: Provisional 03/04 data show sustained unauthorised absence rates despite schools adopting a rigorous approach to not authorising term time holidays.

### 3. Enhance the attainment of young people aged 17 in Hastings and St Leonards

Comment on overarching target:

Tressell Alternative Provision for Year 10 (TAP 4 10). The TAP 4 10 Project worker, Ann Scott, took up her post on November 3rd 2003. The 5 Schools have identified 40 learners. A generic Individual Plan (IP) has been sent to the schools to be completed with the learner, staff and Tressell worker. This identifies specific areas of need so that specific support can be identified and monitored.

It is planned to have the IPs in place for each learner by the Spring ½ term. A timetable of support and mentoring will be in place once all the learners have been met. TAP tasters are planned for the Summer Term and a planned, full programme of support and activity will be in place for the start of the school year 2004 – 2005 – this will follow the TAP model i.e. at least one full day out of school a week – more if appropriate - with continuing mentoring and support.

3a: The percentage of 16 year olds in secondary schools within the Hastings and St Leonards Action Zone achieving at least one A-G at GCSE

Reported annually at Q4

### 4. Increase the participation of drug users in treatment programmes

Comment on overarching target:

The number of people successfully completing treatment is above target, due largely to the performance of the Under 19 service. The Drug and Alcohol Action Team (DAAT) is under target this quarter for the number of people entering treatment due to a) changes in the reporting system that now counts the number of individuals in combined health and social care packages of care compared with the previous system which reported the numbers entering individual treatment modalities; b) access to structured day care in Hastings is under capacity as a result of Models of Care implementation. This will be addressed by commissioners at the end of January.

It is possible that the introduction of the new system may cause numbers to reduce in the short to medium term as there will be no duplication between services or treatment modalities. The DAAT are hoping to broaden access to treatment with two community outreach workers operating in Hastings and Eastbourne next year. Funding applications are currently being lodged with the Crime and Disorder Reduction Partnerships (CDRPs) / Single Regeneration Budget (SRB).

4a: Numbers starting treatment

Data currently unavailable

4b: Numbers making a planned exit from the service

Data currently unavailable

Commentary on 4a & b: At this stage it is not possible to provide a graph for indicators 4a and b, or a score for performance against targets as targets have not yet been made available.

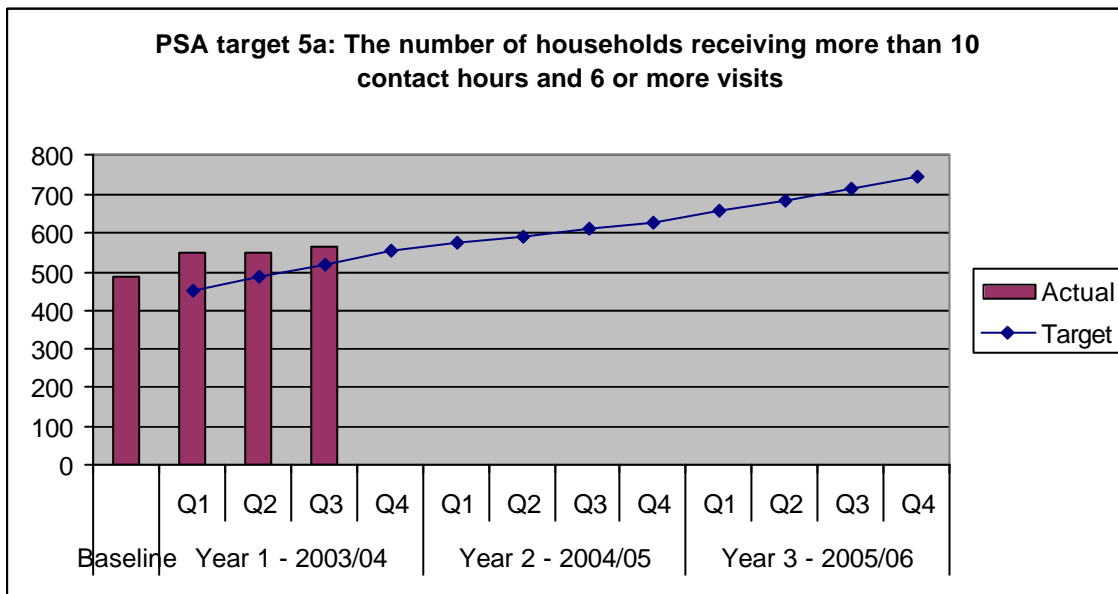
### 5. Promote the independence of older people

Comment on overarching target:

Performance indicators C28 and B11 are performing well, although C32 is not currently achieving to the level projected. This is in part due to the way C32 is calculated although there is a possibility that the methodology for working out this PI will change in the future (to our advantage). Accuracy of data and options for developing new services are being explored.

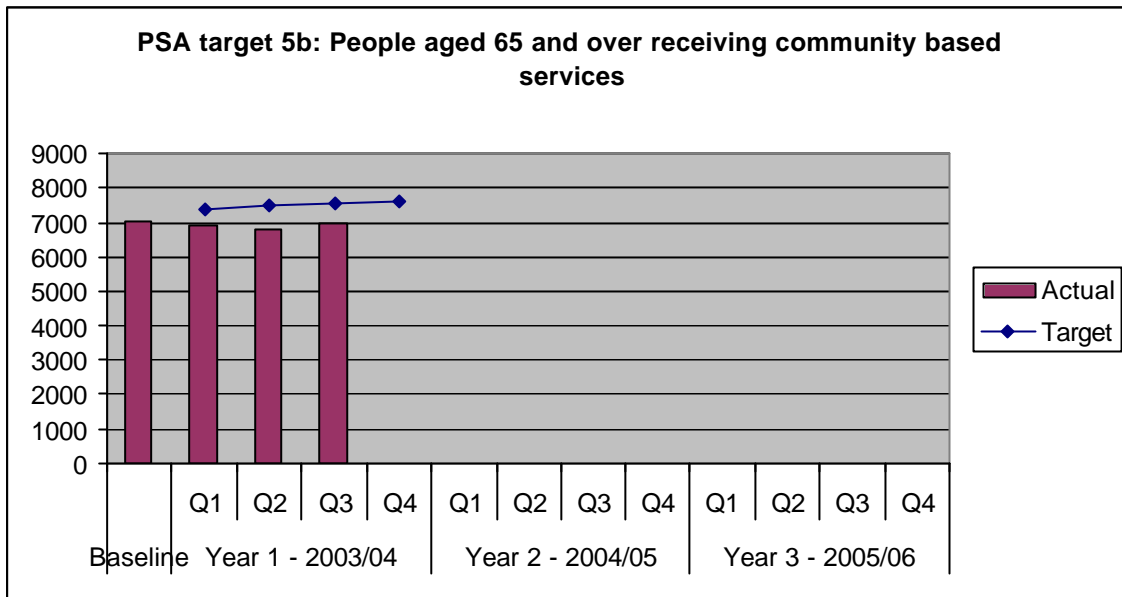
As reported in October, since the implementation of the PSA, Social Services have been issued with an additional performance indicator (C51 direct payments), which we are concerned will have a detrimental impact on both C28 & C32. Up until the introduction of C51, all direct payments were recorded under C28 or C32. The project manager is taking this issue up with the SSI to see if there is a way of continuing to count direct payments in the original PIs so that we are not penalised by the introduction (post PSA) of an additional performance indicator.

5a: Number of households receiving more than 10 contact hours and 6 or more visits per 1,000 population aged 65 and over (PAF C28)	G
5b: People aged 65 and over receiving community based services per 1,000 head of population aged 65 or over (PAF C32)	R
5c: The number of households receiving intensive home care during a survey week as a percentage of all adults in residential and nursing care and households receiving intensive home care (PAF B11)	G



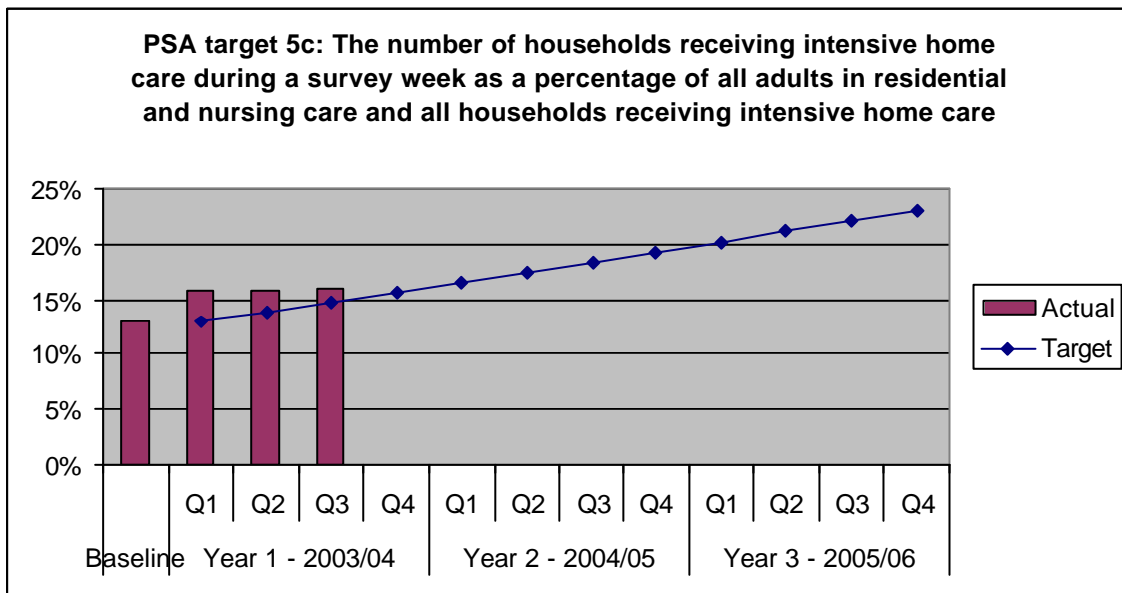
	Baseline	Year 1 - 2003/04			
		Q1	Q2	Q3	Q4
Target		453	487	520	554
Actual	485	547	548	562	

Commentary: Target has been met. Figures are shown as actual numbers rather than per 1,000 as it is possible to provide more accurate targets using total figures.



	Baseline	Year 1 - 2003/04			
		Q1	Q2	Q3	Q4
Target		7,412	7,488	7,564	7,640
Actual	7,055	6,901	6,788	6,982	

Commentary: Numbers of homecare cases have not increased in line with targets. Steps have been taken to increase the numbers of people receiving daily living equipment, which is likely to have a positive effect on year end performance, but will not enable the target to be met. Further work is also in hand to improve data quality. Figures are shown as actual numbers rather than per 1,000 as it is possible to provide more accurate targets using total figures.



	Baseline	Year 1 - 2003/04			
		Q1	Q2	Q3	Q4
Target		13.0%	13.9%	14.8%	15.7%
Actual	13.0%	15.8%	15.8%	16.0%	

## 6. Adoption and permanence for children up to 11 years

### Comment on overarching target:

The PSA Project Plan for Adoption and Permanence stays on track, including the wider impact of the focus to improve compliance with the policy and statutory framework for ensuring that children in care achieve emotional permanence within appropriate timescales.

The original target for the first year was 15 but, with a clear recognition that year one would be the easiest target (with several 'quick wins'), and that years two and three would be progressively more difficult as we try to find permanence for the more 'hard to place' children. We have, however, around 16 cases in 'process' and on target for the second year - leaving 10 for year three.

6a: Number of looked after children aged 0-11 years in permanent family placements

Reported  
annually at Q4

## 7. Improve the condition of local roads

### Comment on overarching target:

The provisional figures indicate that the PSA is on target. The Coarse Visual Inspections, which measure the condition of the roads, were, however, undertaken in the first half of the year. The late dry summer has meant that the foundations of roads have dried out leading to deformation and cracking. This may have an adverse impact upon the results of subsequent years.

#### Principal Road (A roads)

Coarse Visual Inspection survey completed and data provisionally analysed. Deflectograph survey completed.

#### Non-Principal Classified Roads (B & C Roads)

Coarse Visual Inspection survey completed and data provisionally analysed. Consultants have also prepared detailed reports of the 2003/04 results with individual lengths of road ranked in priority order, these have scheduled and plotted on plans. The reports have been circulated to individual Local Highway Managers to programme works for 2004/05.

#### Non-Principal Unclassified Roads (U' Road)

Coarse Visual Inspection survey completed and data provisionally analysed. Consultants are in the process of preparing detailed reports of the 2003/04 results with individual lengths of road ranked in priority order, these have scheduled and plotted on plans. These reports are to be circulated in early 2004 to individual Local Highway Managers to programme works for 2004/05.

7a: Condition of non-principal classified roads - percentage of network for which at least one of the UKPMS Condition Index thresholds specified in DfT guidance for the baseline year have been equalled or exceeded

Reported  
annually at Q4

7b: Condition of non-principal unclassified roads - percentage of network for which at least one of the UKPMS Condition Index thresholds specified in DfT guidance for the baseline year have been equalled or exceeded

Reported  
annually at Q4

## 8. Reduce deaths and serious injuries through road accidents

Comment on overarching target:

This target is on track. Martin Cooke (ex Sussex Police) has joined the Road Safety Education Team as the PSA Co-ordinator. Martin will be working closely with all three emergency services and promoting partnership working on a variety of new initiatives.

COMMUNITY SPEED WATCH SCHEME - Sussex Police are working with the County Council in producing a small booklet that will explain Community Speed Watch and the steps to be taken in setting up a scheme. The police are not prepared to put resources into dealing with the future vetting of registration numbers but will allow authorised individuals to have access to the database for obtaining addresses etc. Following the Speed Management Conference in December one or two parish councils have approached the County Council for support in purchasing their own laser detection devices and running their own scheme. Sussex Police have agreed to purchase the laser devices and provide training in the safe operation of laser guns.

SEAT BELT CHECKS - In conjunction with Sussex Police, the Road Safety Education Team, over the last 3 months, has been working in the Hastings area on seat belt checks.

ACCIDENTS INVOLVING PASSENGERS IN CARS - CHILD RESTRAINTS IN CARS - Meetings with the Officers of the East Sussex Fire Brigade show general support for assisting the public in fitting Child Safety Seats in cars. It is anticipated that this service will be provided at fire stations across the county where the public can take their seats for correct fitting. The PSA Co-ordinator to arrange initial training with fire brigade staff and support the fire brigade in local publicity.

ACTION ON ACCIDENTS INVOLVING CHILDREN, NHS INJURY MINIMIZATION PROGRAMME FOR SCHOOLS 'INJURY MINIMISATION PROGRAMME FOR SCHOOLS' (IMPS) PROJECT - A meeting was held with Tracey Grace and Catherine Pluck from the IMPS office on the 2 December to discuss joint working on Road Safety Educational Programmes. The meeting proved to be very constructive and we were able to provide them with significant amounts of resource material to support the IMPS project. (The IMPS project targets 10 and 11-year-old children who statistically are at greater risk of being involved in an accident. Part of the programme involves a technology lesson where children explore road safety through practical activities.)

8a: Number of people killed or seriously injured on the roads in East Sussex (excluding Brighton & Hove), as measured by STATS 19

Reported annually at Q4

### 10. Reduce public place violent crime

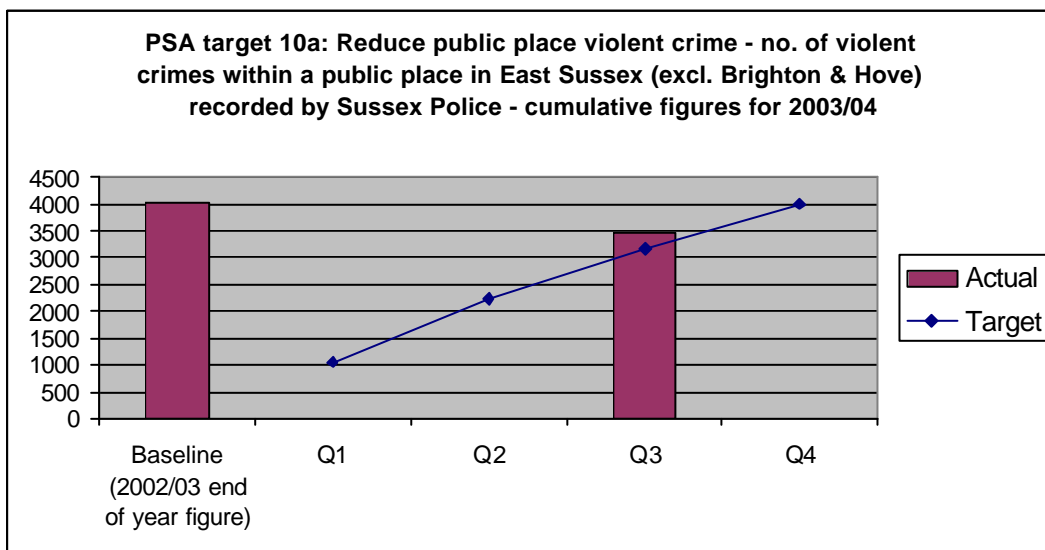
Comment on overarching target:

The 3% increase to date in Hastings with a year end projection of having halted the increase is a real achievement. There is, however, also concern as Eastbourne, Lewes and Rother are showing a marked increase in public place violent crime. This equates to a projected year end figure of a 12% increase for East Sussex compared to our target goal of an overall -4.7% reduction by the end of March 2006.

The precise reasons behind the increase in violent crime require careful analysis in each individual CDRP area. Three contributing factors are immediately apparent:

- Home Office guidance with regard to Police recording procedures has changed resulting in all reported incidents now being recorded. Previously the Police had the discretion to record only those incidents which were judged to be sufficiently 'serious' enough to merit noting.
- Staffing changes and shortages within partner agencies are resulting in a significant slippage re target delivery timescales. Close inter agency working relationships are vital to ensure clear lines of communication, shared priorities and momentum are built up between the key partners to drive initiatives forward at both a strategic and operational level. ESCC is encouraging the Police to set up a pan- Sussex monitoring group, as recommended in the PSA Audit report, in order to share good practice.
- The move towards more high visibility policing, particularly in hot spot areas, is likely to result in more arrests and/or interventions leading to increased reports.

10a: Number of violent crimes within a public place in East Sussex (excluding Brighton and Hove) recorded by Sussex Police	R
10b: Number of violent crimes in a public place in East Sussex of public entertainment premises open after 2300 hours, adjusted for occupant capacity	Reported annually at Q4
10c: Number of incidents recorded by the Sussex Ambulance Service in criteria based dispatch code 21 (CBD) 'assault/trauma' within a police defined hotspot area	Reported annually at Q4
10d: Number of incidents recorded by the Sussex Ambulance Service in criteria based dispatch code 21 (CBD) 'assault/trauma' within a police defined hotspot area divided by the maximum permitted occupancy of public entertainment premises open after 2300 hours	Reported annually at Q4



	Baseline (2002/03 year end fig)	Q1	Q2	Q3	Q4
Target		1047	2223	3184	3,995
Actual	4057			3437	

In order to produce yearly/quarterly targets, it has been assumed that decreases will occur evenly throughout each year of the target. This, naturally, is extremely unlikely to occur and allowances need to be made for this.

## 11. Reduce numbers of repeat victims of domestic violence

### Comment on overarching target:

The target has already achieved its outcome for increased reporting of incidents but the challenge will now be to reduce the number of repeat incidences. The project recently won one of the Home Office South East Awards for "Reducing Violence against Women".

The two workers at Conquest Hospital commenced in post in November 2003 and have already provided a service to 10 people.

11a: Number of domestic violence incidents reported to the Police where there was a power of arrest in which a power of arrest was made relating to the incident	Data currently unavailable
11b: Repeat incidents of domestic violence reported to the Police	Data currently unavailable

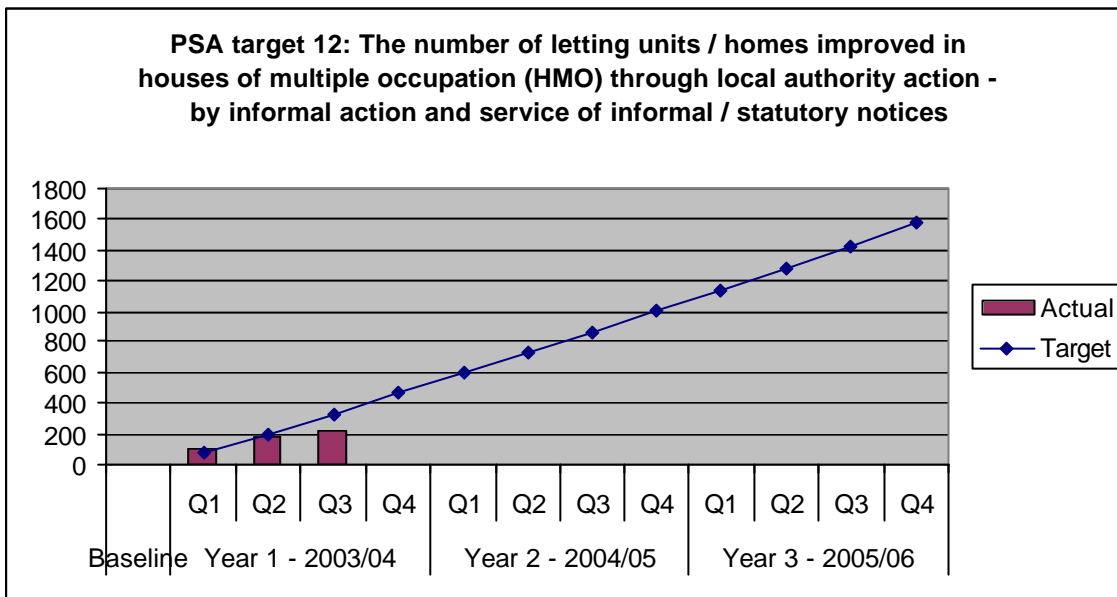
**12. Improve private rented housing in Hastings, Eastbourne and Rother**

Comment on overarching target:

This target is currently a little behind schedule due to the HMO Project Co-ordinator resigning for family reasons after a few month's work. A replacement has now been found and it is planned to organise workshops to bring all the staff involved together and to share best practice between Eastbourne, Hastings and Rother Councils.

12a: The number of letting units / homes improved in houses of multiple occupation (HMO) through local authority action - by informal action and service of informal / statutory notices

R



	Baseline	Year 1 - 2003/04			
		Q1	Q2	Q3	Q4
Target		80	190	320	470
Actual	0	99	176	225	

Performance against target: Well below target (29.7% below)

### 13. Improve the rural economy of East Sussex

Comment on overarching target:

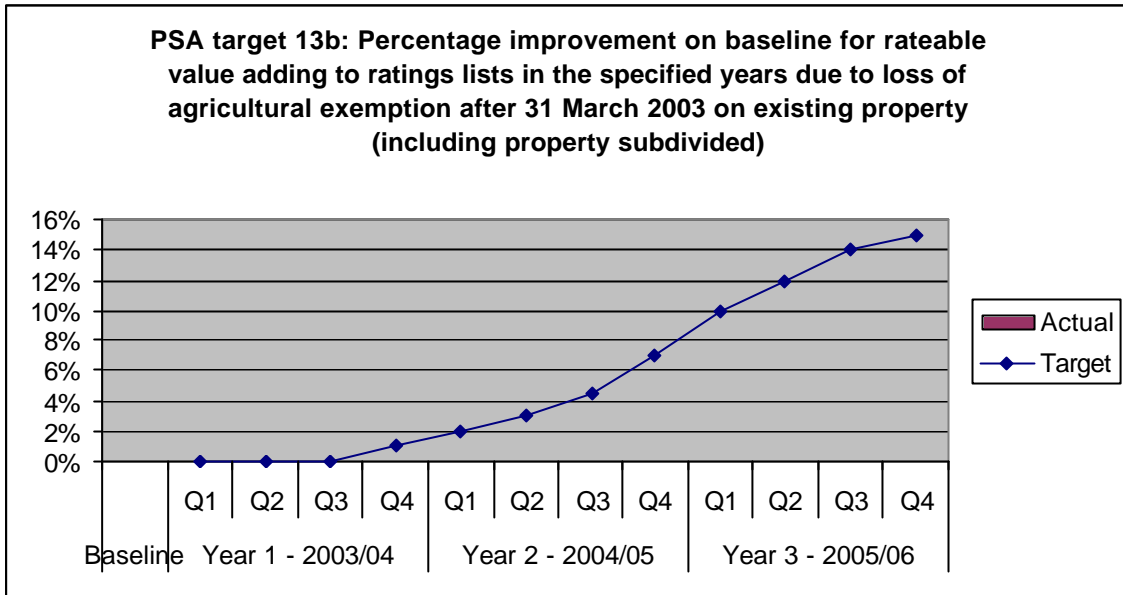
Seventeen circular routes selected for improvement to year end, eight fully audited and work programme prepared, five completed on ground (including route with full wheelchair access at Rye), two routes currently being worked on. (It is likely that between 12 and 14 routes will be completed this year). Target figure for users to end of December – 131,033; actual figure for users – 137,198. This is therefore in excess of target.

Surface repair programme completed on BRs Chailey 22a, Mayfield 28, Forest Row 19a, 24 and 28 and new bridleway at old railway land, Mayfield, work in progress on Byway Rotherfield 29, tenders out for work on Rotherfield Byways 45 and 73. Work programme continuing on Maritime Heritage Trails and commenced on Sussex Ouse Walk. First circular walk leaflet printed, four in draft format. 'Internal' launch planned for first route on 21st January.

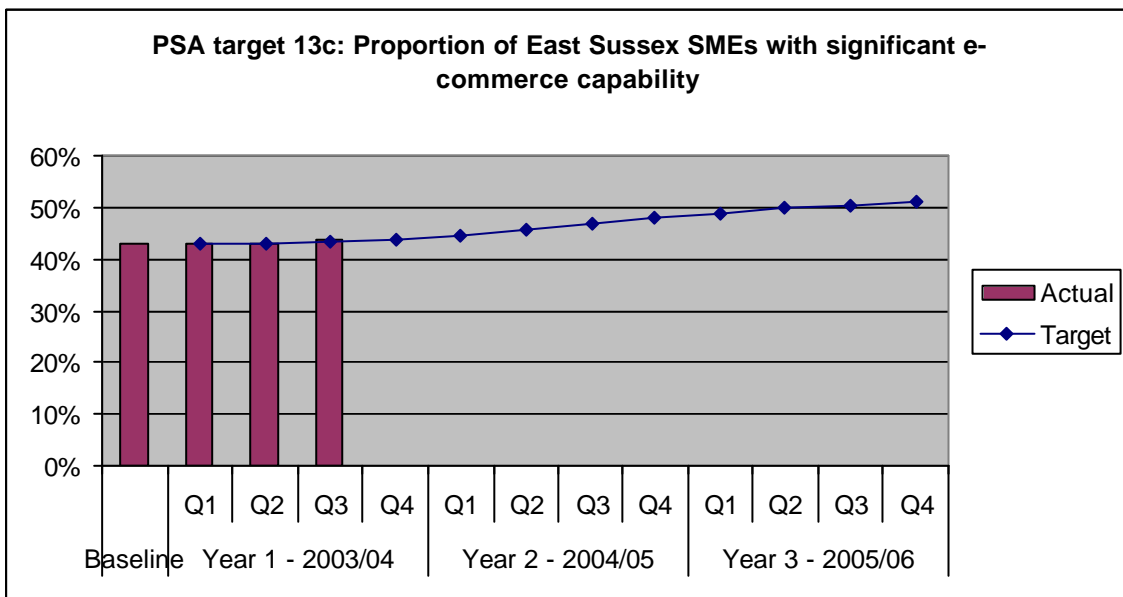
Business support delivery partnership has met twice and a draft protocol is being developed to co-ordinate business support and training delivery, which will begin first quarter 2004. Business contacts database complete for first 2 years of programme and initial tranche of businesses contacted. Business support co-ordinator appointed and in post as of 22nd December (Vikki Cussons).

Sussex Enterprise survey indicates that we are slightly ahead of target for e-enablement measure.

13a: Number of users per annum of the strategic footpaths and rights of way	Data currently unavailable
13b: Percentage improvement on baseline for rateable value added to rating lists in the specified years due to loss of agricultural exemption after 31 March 2003 on existing property (including property subdivided)	G
13c: Proportion of rural East Sussex SMEs with significant e-commerce capability	G
13d: Number of employees of rural East Sussex SMEs accredited under the Quality Edge Programme (per annum)	Data currently unavailable



	Baseline	Year 1 - 2003/04			
		Q1	Q2	Q3	Q4
Target		0.0%	0.0%	0.0%	1.0%
Actual	Baseline not yet established	0.0%	0.0%	0.0%	



	Baseline	Year 1 - 2003/04			
		Q1	Q2	Q3	Q4
Target		43.1%	43.1%	43.5%	44.0%
Actual	43.1%	43.1%	43.1%	44.0%	